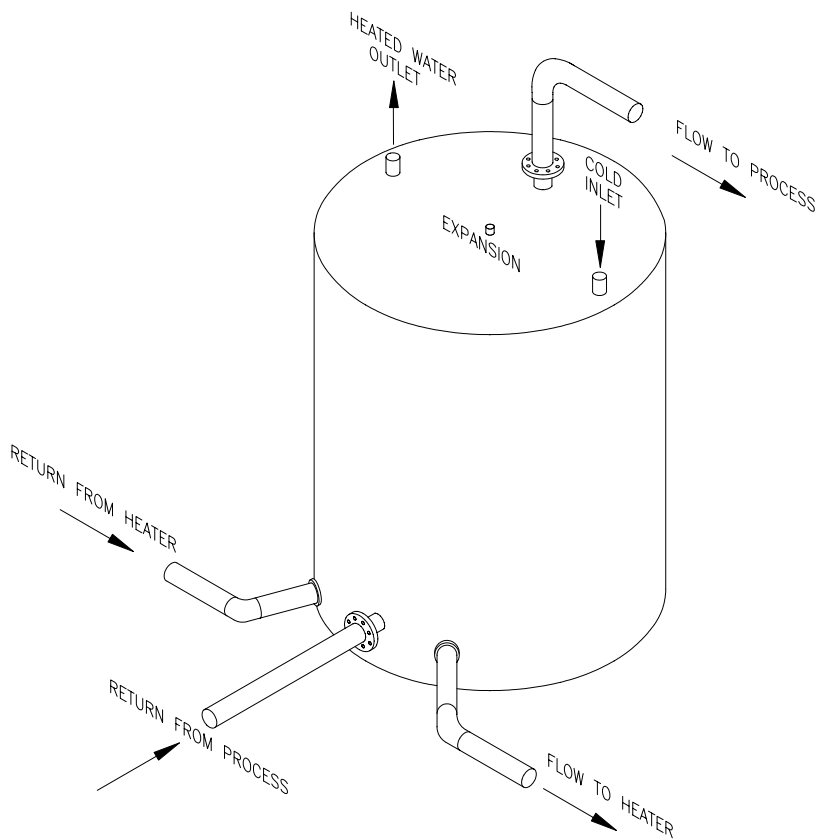


# LEX Series Storage Tank Technical Data

Stock-code 9090717 10/04



**HOW IT WORKS** – The LEX Series is an indirect storage hot or warm water heat exchange system that is heated by a remote heat source. These include the Edwards Comfort, Heatmate and HEV series of heaters. The water in the storage tank is treated and remains in the system during operation and is not consumed.

The storage tank is open-vented to atmosphere, by means of an expansion tank.

The treated water is heated by a pump circulating it through the remote heat source unit the thermostat sensor on the storage tank is satisfied, and therefore switches the circulating pump to the heat source off.

Located within the storage tank is a copper heat exchanger coil that contains potable, consumable water. As water is drawn through the coil, it is heated by the neutral water.

**TYPE** – An indirect, open vented, storage water tank designed to be heated by a remote heat source. It is authorised to Australian Standard AS3498.

**STORAGE TANK** – Is constructed from mild steel designed to withstand high water temperatures of up to 99°C on a

continual basis. No anode or artificial lining is required to prevent corrosion. All welding is in accordance with Quality System procedures and standards.

**WARM WATER** – The LEX range of heaters is approved by NSW Health, in terms of the Public Health Act 1991, for use as Warm Water Generators. Refer to the Edwards Warm Water Manual for information covering installation, commissioning, operating and maintenance.

**CENTRAL HEATING** – The treated water circuit can also be used for central/process heating applications, up to 400kPa.

**INSULATION** – High-density fibreglass encases the storage tank for maximum efficiency.

**CASING** – Is constructed of durable, Colorbond® for protection against the weather.

#### **SUPPLY WATER QUALITY** –

Acceptable range:

Refer to the standard warranty conditions available from an Edwards representative.

**FLUING** – Any heater connected to the LEX storage tank must comply with Australian Standard

AS5601 and any relevant local regulations.

**HEAT EXCHANGER** – Is constructed of multi-start windings of Ø12.7mm Type B copper tube. Large inlet/outlet headers ensures full mains pressure water flow (Maximum inlet pressure 960kPa, Maximum operating pressure 1200kPa).

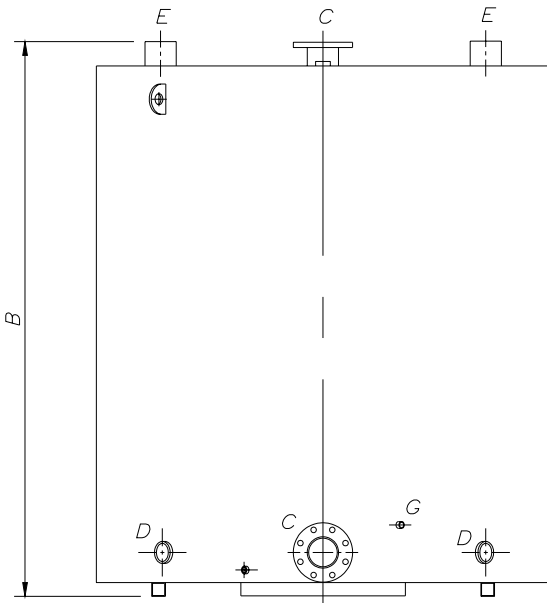
**CONTROLS** – To provide either warm or hot water (38-82°C), the LEX tank is connected to an electronic control box to suit the application. This control box contains the accurate thermostat controls necessary for safe operation.

**COLD WATER PLUMBING** – The minimum valving required prior to the heater is a stopcock, non-return valve, and a cold water expansion control valve set at 1200kPa. A line strainer is recommended.

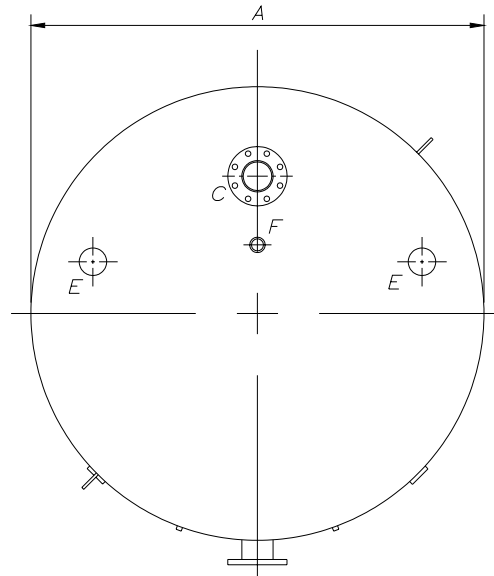
**HOT WATER PLUMBING** – It is good practice to insulate heated pipe-work to reduce heat loss.

**SOLAR PRE-HEATER** – A tank can be connected to a bank of solar panels to pre-heat incoming cold water to a system.

## DIMENSIONS



FRONT VIEW



TOP VIEW

### CLEARANCES:

TOP: =150mm  
FRONT =150mm  
SIDE =50mm

## SPECIFICATION

		LEX120	LEX200	LEX 350	LEX500
Diameter of unit - A		1112	1362	1500	2016
Height of unit - B		2030	2030	2030	2030
Process Flow/Return Table E flange - C		Ø65	Ø80	Ø100	Ø100
Burner Flow/Return socket - D		65 BSP	80 BSP	80 BSP	100 BSP
Coil Flow/Return - E		Ø50 copper	Ø65 copper	Ø100 copper	Ø100 copper
Expansion Line BSP Socket - F		25 BSP socket	40 BSP socket	50 BSP socket	50 BSP socket
Thermostat Probe - G		15 ID x 120mm	15 ID x 120mm	15 ID x 120mm	15 ID x 120mm
Max. Input (warm/hot)	kW	251/628	419/1047	732/1320	838/2095
Flow Rate (l/min) Peak	warm	150	250	350	500
	hot	180	300	420	600
Storage Delivery (litres)	warm	141	220	335	510
	hot	989	1546	2345	3570
Coil Pressure Drop	kPa	33	33	33	33
Coil Surface Area	sq.m	12	20	28	40
Max. Tank/Coil Working Pressure	kPa	400/1200	400/1200	400/1200	400/1200
Storage Capacity (litres)		1413	2209	3350	5100
Max. No. of Solar Panels - used for preheating	warm	8	10	16	20
	hot	14	24	36	60
Weight (kg)	Dry	525	564	1486	2124
	Wet	1939	2552	4836	7224

Tanks may be connected in parallel for greater versatility or output

NOTE: heater outputs calculated on a cold inlet temperature of 15°C

Care has been taken to ensure that all information is as accurate as possible at the time of publication. However, specifications, methods and figures are subject to change without prior notice.

For more information call **1300 132 949** (Australia only)

Edwards Hot Water Pty. Ltd.  
109 Vulcan Road, Canning Vale  
Western Australia, 6155.

ISD Phone: 61 (8) 9334 4222 ISD Fax: 61 (8) 9334 4200  
Website: [www.edwards.com.au](http://www.edwards.com.au)  
Email: [info@edwards.com.au](mailto:info@edwards.com.au)  
A.B.N: 26 008 676 613

