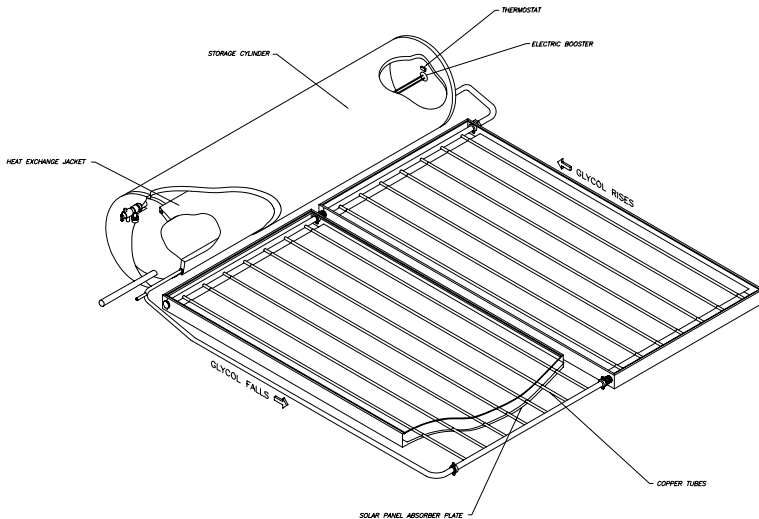


LX Series Technical Data

Stockcode : 9090710 05/05

HOW IT WORKS

The LX Series works on the principal of natural thermo-syphon, which is that as a fluid is heated it rises. A special anti-freeze fluid (food grade propylene glycol) inside the solar collectors is heated by the sun and flows up into a heat exchange jacket that surrounds the lower half of the storage cylinder. The heat from this fluid is transferred through the wall of the jacket, heating the potable water inside the storage cylinder where it is ready for use. After this heat transfer, the anti-freeze fluid is cooled so that it then flows to the bottom of the solar collectors ready for heating again. When there is not enough solar energy, a thermostatically controlled electric booster can be used to contribute additional heat.



TYPE – An indirect, unvented, high-pressure water heater designed to operate on solar energy with an optional electric booster as an auxiliary heat source. It is approved to Australian Standard AS3498, AS2712.

STORAGE CYLINDER – Is constructed from 1.6mm marine grade 316 stainless steel, designed to withstand high water temperatures of up to 99°C on a continual basis. No anode or artificial liner is required to prevent corrosion. All welding is in accordance with Quality Systems procedures and standards.

HEAT EXCHANGE JACKET
A fully welded construction of 1.2mm stainless steel wrapped around the storage cylinder. It has optimal surface area in the lower portion of the storage cylinder to maximize heat transfer efficiency.

SOLAR COLLECTORS – A copper tube matrix mechanically bonded to a 0.8mm thick aluminium absorber plate and sealed with high transference thermal paste. The absorber plate is completely coated with a black carbon surface offering up to 35% greater absorption.

Special low iron, tempered glass is used to seal the top of the collector and a high strength black colorbond and polycarbonate casing protects all

the components. Low torque, full compression 25 dia. fittings are fitted external of each collector.

INSULATION – High-density polyurethane (CFC free) foam is injected into the outer casing for total cylinder coverage.

CASING – Is constructed of durable 0.4mm Colorbond® for protection against the weather.

ELECTRIC BOOSTER – A durable immersion type element operating on single phase 240 volt 50 Hz power supply is provided. The element is controlled by an adjustable surface mounted thermostat that can be set between 50-80°C.

WATER QUALITY – Acceptable range:

Refer to the standard warranty conditions available from an Edwards representative.

ORIENTATION – For normal applications the system should face the equator within a 45 degree arc east/west. The angle of inclination should be 15-45 degrees from the horizontal.

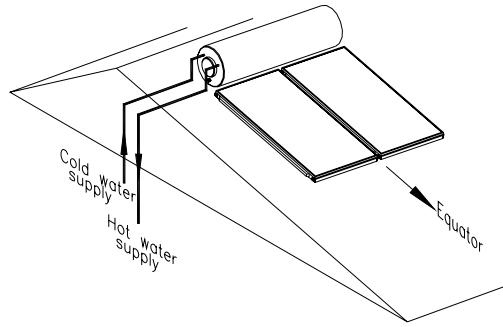
COLD WATER PLUMBING – The minimum valving required prior to the heater is a stop cock, non-return valve and a cold water expansion control valve set at 700kPa. A line strainer is recommended. Where incoming water pressure exceeds 500kPa a pressure limiting valve set at 450kPa must be fitted prior to the non-return valve (refer AS3500.1 and AS3500.4). The LX Series requires a non-tested backflow prevention device only.

RELIEF VALVES – A combination temperature (set at 99°C) and pressure (set at 850kPa) relief valve must be fitted to the storage cylinder as a precaution.

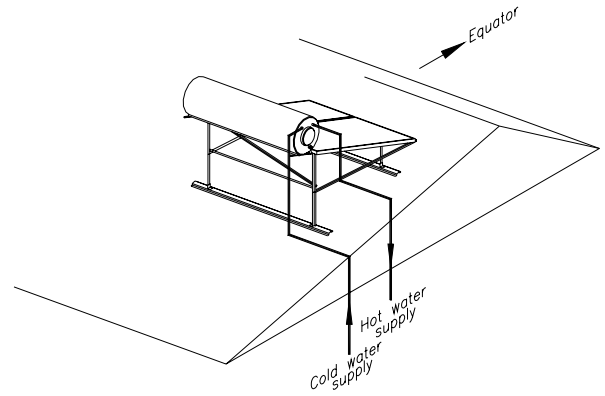
HEAT TRANSFER FLUID – Food grade propylene glycol formulated for protection against freeze conditions of up to minus 30°C.

HOT WATER PLUMBING – It is good practice to insulate where possible to reduce heat loss.

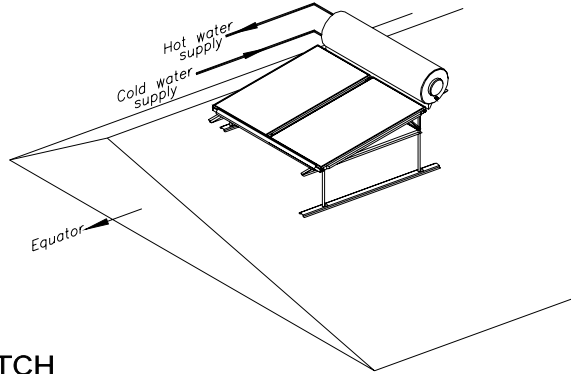
INSTALLATION OPTIONS



WITH PITCH



AGAINST PITCH



SIDE PITCH

SPECIFICATIONS

	Units	LX180	LX305	LX440
STORAGE CYLINDER				
Capacity	litres	180	300	440
Outside Dimensions	mm	560 x 620 x 1310	560 x 620 x 2000	560 x 620 x 2800
Heating Jacket Capacity	litres	9	13	18
Weight - Full	kg	237	386	559
Weight - Empty	kg	48	68	97
Test Pressure	kPa	1700	1700	1700
Insulation - (Polyurethane) Thickness Top/Bottom	mm	25/65	25/65	25/65
SOLAR COLLECTORS				
Number of	-	1	2	3
Capacity	litres	2	4	6
Dimensions	mm	1000 x 1980 x 80	2000 x 1980 x 80	3000 x 1980 x 80
Nominal Surface Area	m ²	2	4	6
Weight - Full	kg	37	74	111
Weight - Empty	kg	35	70	105
Insulation - (Fibre Glass) Thickness	mm	38	38	38
TOTAL SYSTEM				
Dimensions - Area on roof	mm	1390 x 2540	2280 x 2540	3180 x 2540
Weight - Full	kg	274	460	668
Weight - Empty	kg	83	138	200

Care has been taken to ensure that all information is as accurate as possible at the time of publication. However, specifications, methods and figures are subject to change without prior notice.



EDWARDS
hot water

For more information call **132 949** (Australia only)

Edwards Hot Water.
109 Vulcan Road, Canning Vale
Western Australia , 6155.

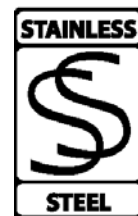
Phone: 61 (8) 9334 4222 Fax: 61 (8) 9334 4200
Website: www.edwards.com.au
Email: info@edwards.com.au

A division of Rheem Australia Pty Ltd ABN 21 098 823 511

THE WATERMARK



AS3498 Lic W152
Standards Australia



EDWARDS
SYMBOL
OF
HOT
WATER
QUALITY



Quality
Endorsed
Company